







# Your Fall Recruiting Checklist

Follow these steps to ensure you find the best athletic, academic, social and financial college fit.




## Start of Freshman Year – August/September

- 
**Check in with your high school guidance counselor.**  
[Find your high school's list of NCAA core courses](#), figure out which classes you can take this year and make sure you have a plan to [maintain your NCAA eligibility](#).
- 
**Let your high school and/or club coach know you're interested in competing at the college level.**  
 They can help support your recruiting efforts, from evaluations and recommendations to reaching out to college coaches in their network. You can also add them to [your NCSA References](#).
- 
**Offseason Tip:**  
 If your high school sport is not in season, canceled or postponed, create—and stick to—a regular workout/training schedule. When practice starts up again, you'll be prepared physically and mentally!



## September

- 
**Check out the NCSA Power Rankings.**  
 Don't count out schools based on their "sticker price." [We ranked the best colleges for student-athletes](#) and broke down their average cost after athletic, academic and financial aid.
- 
**Jot down 5 dream schools.**  
 What do you like—and not like—about them? Out of those qualities, [what's most and least important to you?](#)
- 
**Start adding colleges to [your NCSA Favorites](#).**  
 Keep track of schools you're interested in and rank them by your top picks.

## October

- 
**[Begin researching college rosters.](#)**  
 They provide insights on the type of athletes coaches want to recruit, where they recruit and if they're recruiting your position—size up your competition to see what measurables and stats you need to achieve to get recruited.
- 
**Build (and regularly update!) [your NCSA profile](#).**  
 This is your athletic recruiting resume, so make sure coaches are seeing and evaluating your most recent info.
- 
**Brush up on your financial literacy.**  
 It's a good idea to understand [the types of academic, athletic and financial aid](#), what types of aid are offered at each division, and [the differences between equivalency and head-count sports](#).

## November

- 
**[Visit a local campus or check out \[online campus tours\]\(#\).](#)**  
 This will help you start to narrow down your preferences—school size, location and more!
- 
**Keep Track of Important Dates:**
  1. Stay up to date with the [D1 and D2 Recruiting Calendars](#).
  2. Learn more about [how the NCAA Recruiting Rules and Updates](#) affect underclassmen.